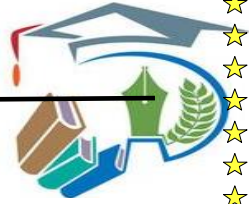




ASHOKA PUBLIC SCHOOL, JAMUI, BIHAR



Class VI



English

▪ Topic – Chart on the topic “Sentences”

Guidelines –

- Project to be done on chart sheets only.
- Decorate the page borders with simple designs.
- Explain what are Sentences.
- Explain types of Sentences.
- Give examples of each.
- You can use funny emojis too.

Social Studies

Topic: Identify the heavenly bodies in the Universe

Paste or draw colourful pictures of the eight planets of the Solar system separately. Also paste pictures of the following heavenly bodies:

- Asteroids
- Comets
- Meteors

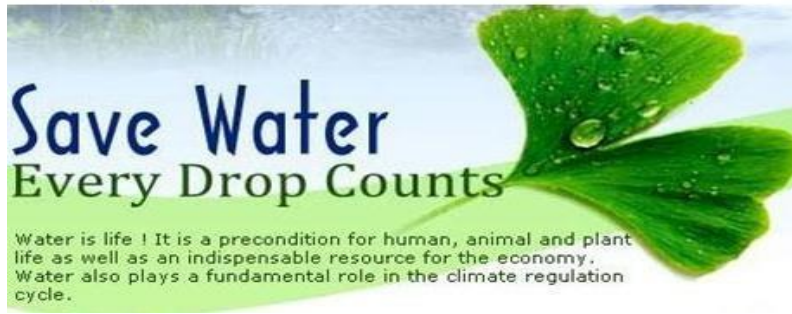
Write down two/three lines about each of these heavenly bodies.

[Holiday Homework should be done in Geography Classwork copy very neatly]

Mathematics

1. Obviously, this summer you will consume cold drinks. Make a table of cold drinks, package content and their price. Now note down which of those are cost efficient.
2. Google five mathematicians won Nobel Prize, make a project to note down their Date of Birth, Date of Expiry if they are no more. Their work for which they won the Nobel. Calculate how long they were alive in years, months and days. (Paste photos or pictures of them too)
3. Practice at least 3 sums from different chapters everyday taught in class. Do not repeat the same question.

Science



- Record the amount of water required by you and your family for ten days and calculate the water needed by your family.
Suggest at least 10 methods for conservation of water and prepare a report
- Collect pictures of drought or flood (not more than 5) and paste it on A4 size sheet. Find the causes of disaster.
- Make a poster on Water saving activities on A4 Size sheet.

VPA

Watch the movie 'Taare Zameen Par' and describe a scene that touched your heart in Art format. Explain why you liked that particular scene.

Hindi

- 1 - हिन्दी भाषा का महत्व पर निबंध लिखिए।
- 2- हिन्दी व्याकरण में संधि समझाते हुए उदाहरण दें।
- 3- हिन्दी की आवश्यकता क्यों है समझाएं


Computer

INSTRUCTION:

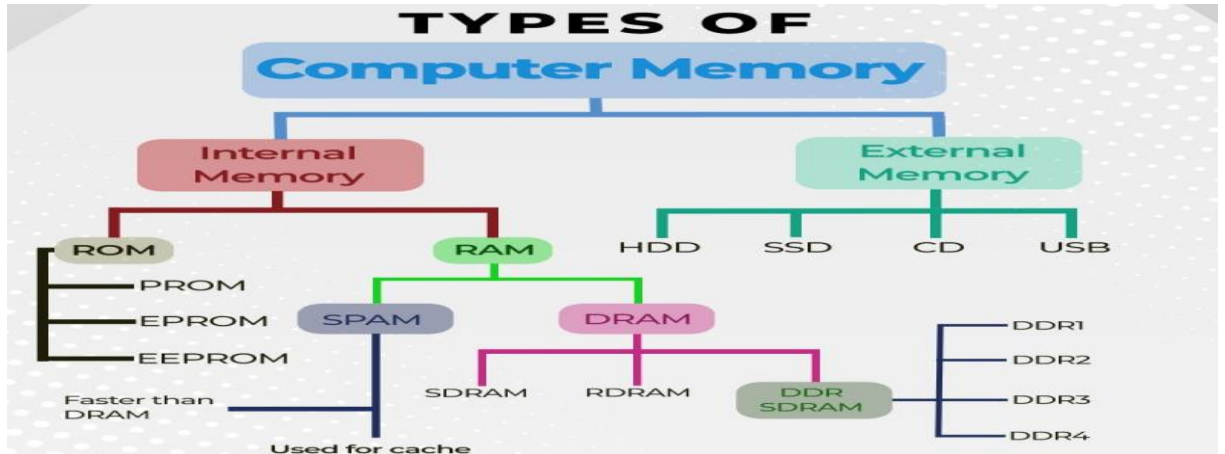
Kindly do the holidays homework in class notebook.

PROJECT (NOTEBOOK):

- a) Prepare a model of evolution of computer memory. An example is given below.



b) Draw a memory chart. An example is given below.



Fill in the blanks:

- a) Smallest unit of memory is _____.
- b) Pen drive is a _____ device.
- c) A CD can store _____ MB data.
- d) RAM is _____ memory.
- e) _____ Drive is external memory.
- f) Diameter of a CD is _____ cm.

Write True or False

- a) Memory in RAM is permanent.
- b) Memory in ROM is temporary.
- c) Internal memory is also called Primary memory.
- d) A DVD has more storage capacity than a CD.

Write the full forms of the followings

KB , MB, GB, TB, ROM, DRAM, SRAM, MRAM, DIMM, SIMM, PROM, EPROM, EEPROM

Answer the following

- a) What is the smallest unit of storage of memory?
- b) Name the types of storage devices.

Father's Day Project

Objective: Complete the provided craft design to create a thoughtful and personalized gift for your father or a father figure in your life.

Instructions:

- 1. **Design Template:** Enclosed with this message is a craft design template. This will be your guide for creating the Father's Day craft. Make sure to follow the instructions carefully.
- 2. **Materials:** Use the materials specified in the template. If any additional materials are needed, they should be easily available at home. Feel free to add your own creative touches!
- 3. **Personal Touch:** Even though you are following a template, try to include a personal element. You can add a heartfelt message, decorate it with colours or patterns your father likes, or incorporate something that represents a shared memory.
- 4. **Neatness and Presentation:** Pay attention to the neatness and overall presentation of your craft. Take your time to ensure it looks special and well-made.

Submission:

Deadline: Your completed craft should be submitted on the first day of school after the holidays.

Presentation: Be prepared to share your craft with the class and talk about why you think it will be meaningful for your father.

We hope this project will be a fun and meaningful activity for you during the holidays. Take this opportunity to show your appreciation and love for your father in a creative way. We look forward to seeing your wonderful creations!

Have a great holiday and happy crafting!





for

your hard work.

Enjoy your summer break and don't forget
your homework.